

© 2006 Security Associates International, Inc.

Tips for Staying Safe & Secure While Shopping

- Do not display large sums of cash in public. Be discreet about money or other valuables you are carrying.
- Be alert in public restrooms. If anything seems amiss or if a group of people are loitering in the area, leave quickly.
- Stay alert in crowds to protect your valuables. A thief can use the cover of the crowd to make a quick getaway after stealing your wallet or shopping bag.
- Do not keep your keys in your purse. If your purse is stolen, the thief will have your address and keys to your home.
- Try to park as close to the entrance of the mall or store as possible. In a parking garage, park on the level that leads directly to the mall, so you can avoid elevators or stairwells. Stay alert for people standing

behind parked cars or pillars. At night, park under a light whenever possible.



- Consider using the mall's valet parking service if it offers one.
- Note your parking spot so that you don't have to wander around the parking lot after shopping.
- Take out your keys before leaving the mall. Make sure nobody is in your car before entering. Lock the doors as soon as you get inside.
- If you are leaving a mall alone at night, request a security escort to your car.
- Don't leave packages visible on the seats or floor of your car. Use the trunk.

Is Your Family Prepared for a Natural Disaster?

Your family should be ready with the necessary supplies to survive if a natural disaster or other event knocks out power or water to your home.

Natural disasters come without warning, which is why the Home Safety Council recommends keeping the following items on hand in case of emergency:

- Bottled water
- Prescriptions and other medicines



- Non-perishable food for you family and pets
- First aid and emergency supplies
- Battery-operated radio and spare batteries
- Flashlights and spare batteries

These items should be stored together in a large trash can with a lid, a plastic storage bin or a cooler that would be easy to carry in case you have to leave your home.

Thieves Thrive on Internet Scams

Computer industry statistics suggest that up to 70 percent of all electronic correspondence is spam.

Why is this number so high? Spammers are seeing their profits rise on the basis of end users' naive greed and carelessness. The FBI reports that in 2005, thieves took U.S. Internet users for \$183 million, up from \$115 million in 2004.

The FBI also reports that 73.2 percent of swindlers work through e-mail. Another 16.5 percent contact potential "donors" through phony web sites. By contrast, only 4.5 percent communicate with their victims over the phone.

The most popular type of scam is known as "phishing." With phishing schemes, you receive an authentic-looking e-mail message that appears to be from a bank, credit card company or another online site. The

message tells you to send more information or your account will be suspended.

However, when you click on the link, you are taken to a fake website that asks for personal information, credit card or bank account numbers, or your Social Security number.

This information can then be used to make charges to your credit cards, open additional accounts in your name or even empty your bank account.

Remember, if something seems too good to be true, it probably is.



Look at Your Home From a Child's Point of View

Whether you have toddlers living with you or just visiting, it's important to know how to make your home safe for them.


Giving to Charity

Giving to charities is a big part of the holiday season. Here are a few tips to make sure your money is going to a worthy cause:


- Give because you believe in the cause.
- You can always say no. Good fundraisers and telemarketers won't pressure or threaten you to give.
- When in doubt, ask for written information about the charity and research it on your own.
- Don't be afraid to ask questions, such as how the donation will be used.

For starters, look at your home from a child's eye level and use the following guidelines to reduce the dangers.

- Place baby gates at the top and bottom of all stairways.
- Lock up all household chemicals, medications, cleaners and other poisons in cabinets that are out of a child's reach. Pesticides and automotive fluids are among the most dangerous products.
- Use toilet seat locks to prevent drowning.
- Store any large buckets upside down and out of reach of children.
- Windows also present a child safety hazard. Install window guards to prevent falls. Blind cords should not have continuous loops. Cribs and beds should be kept well away from windows.



Preventing Fires and Burns in the Kitchen



This holiday season, follow these six simple steps to prevent fires and burns when working in the kitchen.

- Always stay in the kitchen while cooking.
 - Avoid wearing loose-fitting clothing when cooking.
 - Use oven mitts and hot pads.
- Always turn pot handles inward to prevent small children from reaching and pulling down a hot pan.
 - Keep hot items, such as hot drinks and trays that have just come out of the oven, away from the edge of counters so children are unable to reach them.
 - Store knives and other sharp objects out of the reach of children.

Secure Those Rugs

People are often injured in slip-and-fall accidents in their homes. One of the main culprits can be rugs that aren't properly secured.

Aside from non-slip carpet pads, one way to prevent rugs from sliding on floors is to put non-slip tape on the back of the rug.

You can find this type of tape at most stores. Be sure to put the tape around all edges of the rug to ensure maximum hold.

Once you've secured the rug with non-slip tape, be sure to check often to make sure it is still holding the rug in place.



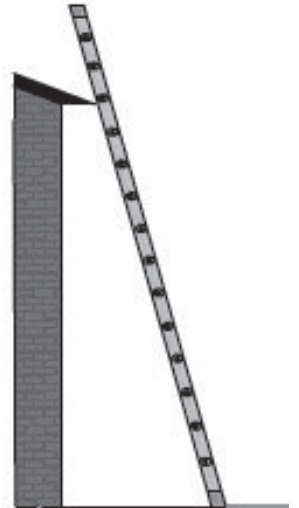
Make Safety a Holiday Tradition

According to the Consumer Products Safety Commission, hospital emergency rooms treat more than 12,500 people each year for injuries related to holiday decorating.

To avoid becoming one of these statistics, be sure to add safety to your list of holiday traditions.

- **Ladder safety:** Falls are the leading cause of unintentional home injuries. Prevent ladder falls by wearing proper shoes and always standing at or below the highest safe standing level on a ladder.

- **Candle safety:** Never light candles near trees and keep them away from other holiday decorations. Blow out all candles when leaving the room or going to sleep.




- **Electrical safety:** Inspect holiday lights before decorating and replace any that are fraying or damaged. Do not use more than three

standard-size sets of lights together. Purchase UL-listed lighting products.

Don't Drink and Drive

Home Security During Your Vacation

- Arrange for a friend or neighbor to bring in your mail and newspapers. If this isn't possible, cancel the deliveries until you return.
- If you have a second car, arrange for it to be moved occasionally.
- Arrange to have your dog fed, given water and walked at home rather than at a kennel.
- Make sure your property is kept up. Arrange to have your lawn cut or snow shoveled as needed (depending on the season) while you are away.
- Have your garbage put out for pickup as usual.
- Notify police and provide them with the names of neighbors or house sitters who will be helping out and any others who have a set of your keys.
- Install timing devices that will automatically turn lights on and off after dark.
- Be discreet about your travel plans. Don't leave notes on your door announcing your absence and don't leave a message on your answering machine saying that you will be out of town.
- Leave blinds and drapes in positions that they would normally be in if you were home. Have a friend or neighbor stop by from time to time to adjust them.
- Don't pack your car the night before. Load it quickly in the morning right before you leave.
- Make sure your alarm is set before you leave and that all the doors and windows are locked.
- Teach any neighbor or house sitter who will be helping out, how to use the alarm system.
- Notify us of your plans and have your alarm system checked before you leave.



News You Need To Know...

- **Clients ... Don't forget to use the Gift Certificate** we recently gave you with our Holiday card. You'll get 10% off your next purchase of any product (i.e. excluding monitoring & service) that we carry...up to 6/30/07). If you misplaced your Gift Certificate, call us at 518-523-1600 (or stop by Mon. - Fri. **8:30 AM - 4:30 PM**).
- **Clients ... It's hard to believe it's Winter already!** Don't forget to let us know if and when you're leaving the area this Winter so we can schedule arrange to service your system for the upcoming season. You may also want to consider additional fire and/or intrusion detection while you're away. Call us at 518-523-1600 (or stop by Mon. - Fri. 8:30 AM - 4:30 PM) to make arrangements.
- **Thanks for over 24 Years of Business ... since 1982!** We couldn't have done it without you! To show our appreciation, you can *still receive* 24% (up to \$ 500.) off any new security system (or on any upgrades or additions to your existing system) anytime up to 3/31/07, just for mentioning this ad! Call or see us for details.
- **Thanks for voting us #1 again (for the 8th year in a row!)** As some of you may know, we were recently awarded the Adirondack Daily Enterprise/Lake Placid News Best of Mountains/Reader's Choice' award for Best Security Systems Service for 2006. This makes it **our eighth year in a row** that we have received this distinction, and want to thank each & every one of you who voted for us... it's an honor to serve you and we're proud of our accomplishment!
- **COMSEC is still part of the Security Associates (SAI) National Dealer Advisory Council!** COMSEC'S President, Bill Borland, has recently been re-appointed to our central station's National Dealer Advisory Council for another year, representing all of the security dealers that utilize their service in the Northeastern US. It is a great honor for both myself and COMSEC to be re-appointed to this council and I'm looking forward to helping SAI continue to serve it's client's superior service now and in the future, Mr. Borland said. As you may know, SAI monitoring operations are now consolidated into two fully redundant, technically advanced host centers in Arlington Heights, Illinois and Pompano Beach, Florida. Today, over 3000 alarm companies call it home for their central monitoring!

Well, that's about it for this issue. We would like to hear from our readers' comments, suggestions, and criticisms. We want to reflect the feelings of not only our company, but of our clients and friends as well. Send your comments, letters and suggestions to us at: **2264** Saranac Ave., Lake Placid, New York 12946 **OR** call us at 518-523-1600 (8:30 AM-4:30PM Weekdays). Thank You!